

# Utah and Higher Education Budgeting

Utah Board of Higher Education Training Materials



UTAH  
SYSTEM OF  
HIGHER  
EDUCATION

# Two Areas for Discussion

1. Budgeting in Utah
2. Budgeting for the System of Higher Education

# Public Budgeting

## Process of:

- Setting Goals
- Allocating Resources
- Measuring Progress
- Assigning Responsibility
- Controlling Activities



# Budget as Policy

- All policy requires some form of budget to accomplish
  - Personnel are one of the largest sources of government expenditure
  - Most policies require someone to implement and/or be responsible
- Follow the money to find an organization's priorities



**Who are the budget players involved in public budgeting?**





# Budget Players

- Public Organization
- Legislative Body
- Budget Office
- Executive Officer (Gov/Mayor)
- Lobbyists and Interest Groups
- Citizenry



# Role of the Legislature

- Hold the purse - appropriate money
- More representative of geographically diverse areas than executive
- In states and local government - mostly part-time (hold other jobs)
- Budget committees
  - Appropriations committees
  - Executive committees





# Role of the Chief Executive

- Set context for spending
- Important to balance the budget
  - Recession
  - Growth Economy
- Tactical concerns
  - Relationship with Federal and local governments
  - Relationship with the legislature
  - Citizen concerns with taxes and government services





# Utah Budgeting Process

# Utah Budget Cycle

Financial  
Closeout  
Reporting  
Prior year

Audits  
Begin  
Prior Year

Audits End  
Prior Year



July 1

Aug

Sep

Oct

Nov

Dec

Jan

Feb

Mar

Apr

May

June 30

Current  
Year  
begins

Next Year  
Internal  
Budget  
Discussions  
begin

Finalize  
Next Year  
Budgets  
Submit to  
Governor

Governor  
Budget  
Office  
Review and  
Analyze  
Budgets

Governor  
Budget  
Recommendations

Legislative  
Session  
Begins

Legislative  
Committee  
Hearings  
Budgets

Legislative  
Session Ends  
Final Budgets  
Appropriated  
Current Year  
Next Year

FY  
ends

# Legislative Budget Committees

Each legislator assigned to a committee by legislative management (Speaker/President)

1. Business, Economic Development and Labor
2. Executive Offices and Criminal Justice
3. Higher Education
4. Infrastructure and General Government
5. Natural Resources, Agriculture, and Environment
6. Public Education
7. Retirement and Independent Entities
8. Social Services

Executive Appropriations Committee oversees all committees



# Line Items



# Programs

- Differentiate specific Legislative funding purposes
- Funds may not be moved between Line Items without Legislative approval

- Provide flexibility as well as accountability
- Funds may be moved between Programs within a Line Item

ITEM 32	To Utah Valley University - Education and General	
	From General Fund	59,301,600
	From Education Fund	57,256,600
	From Dedicated Credits Revenue	136,545,700
	From Education Fund Restricted - Performance Funding Rest. Acct.	1,000,900
	From Beginning Nonlapsing Balances	22,339,400
	From Closing Nonlapsing Balances	(22,339,400)
	Schedule of Programs:	
	Education and General	249,522,300
	Operations and Maintenance	4,582,500



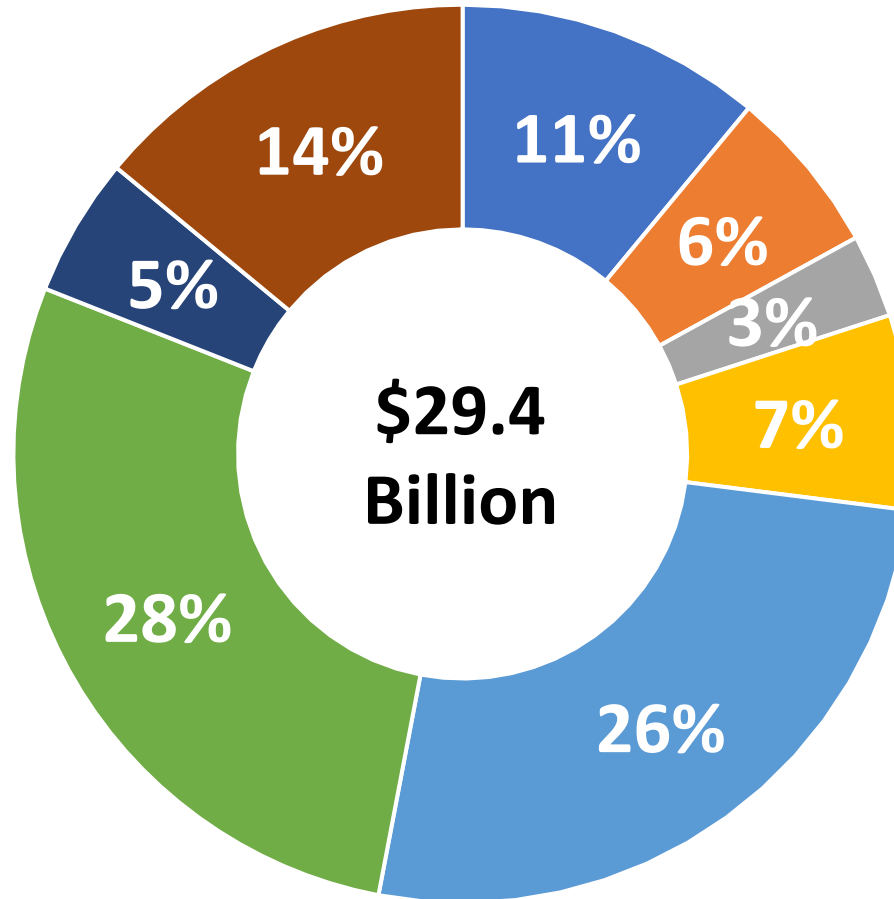
# USHE Systemwide Line Items

- Education and General
  - The principal line item that funds each higher education institution
  - Provides significant flexibility for the institution to fund instruction, student services, operations, and other mission-related programs

# USHE Institution Specific Line Items (Proposed)

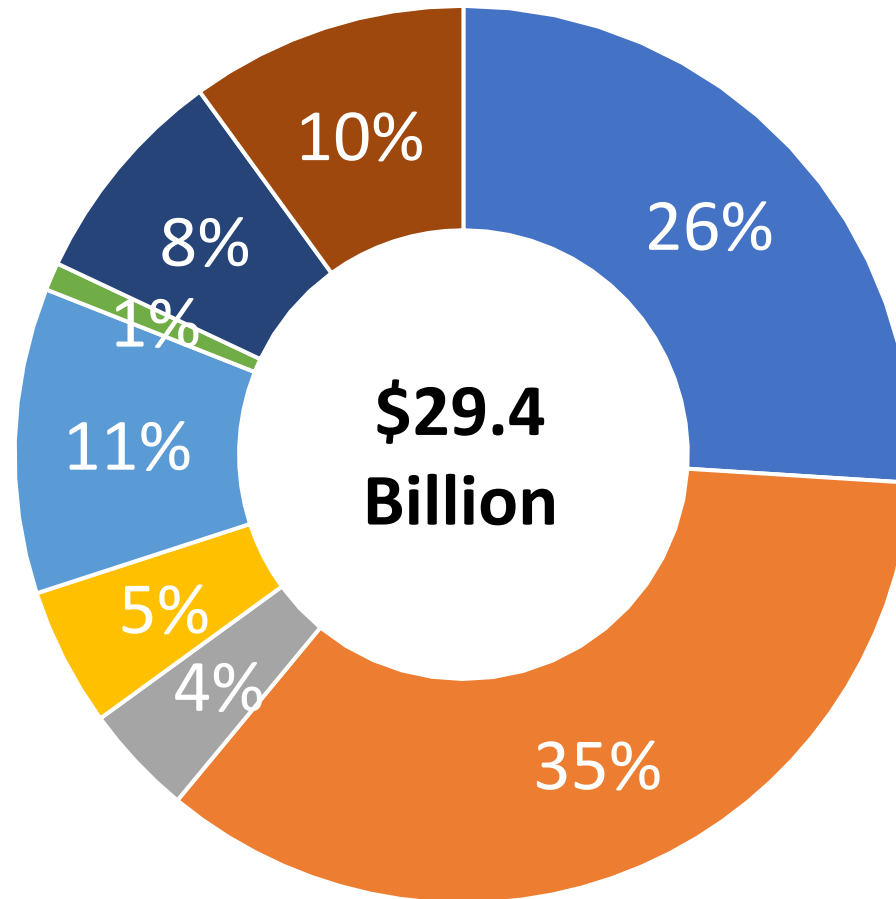
- University of Utah
  - Medical
  - Hospital
  - Public Service
- Utah State University
  - Veterinary Medicine
  - Public Service
  - Research
  - Career and Technical Education
- Southern Utah University
  - Public Service
- Snow College
  - Career and Technical Education
- Utah Tech University
  - Public Service
- Salt Lake Com. College
  - Career and Technical Education

# Where it all comes from...



- General Fund
- Local Education
- Transportation Fund
- Dedicated Credits
- Income Tax Funds
- Federal Funds
- Transp. Investment
- Other

# Where it all goes...



- Public Education
- Social Services
- Debt Services
- Law Enforcement
- Higher Education
- Capital Facilities
- General Gov't
- Transportation



# Fiscal Year 2024 Budget Recommendations

Gov. Spencer J. Cox



## FY 24 BUDGET HIGHLIGHTS

**\$1B**  
TAX RELIEF  
FOR UTAHNS

**\$200.7M**  
teacher salaries—\$4,600  
+ benefits every year  
(total \$6,000 in compensation)

**\$1.52B**  
PUBLIC AND HIGHER  
EDUCATION

**\$38.3M**  
policies to support  
families

**\$54M**  
mental health  
resources

**\$150M**  
housing

**\$53.5M**  
domestic violence  
prevention & victim support

**\$561M**  
WATER &  
CONSERVATION

**\$27.1M**  
air quality

**\$132.9M**  
Great Salt Lake

**\$200M**  
agricultural  
water optimization

**\$177.1M**  
STATE EMPLOYEE  
COMPENSATION

**\$202.5M**  
earthquake, flood,  
& wildfire resilience

**\$246M**  
Space Master  
Plan projects

**\$100M**  
statewide trail  
network

**\$100M**  
corridor preservation  
& greenfield development

**18%**  
compensation increase  
for DCFS frontline employees

### 2023-24 Operating Budget Comparison (Tax Funds Only)

Utah System of Higher Education request as compared to the Governor and Legislature

Budget Priorities	USHE	Governor		Legislature		
	Amount	Amount	Above/ (Below) USHE	Amount	Above/ (Below) Gov	Above/ (Below) USHE
<b>On-going Adjustments</b>						
Compensation	148,178,000	151,043,400	2,865,400	148,178,000	(2,865,400)	-
8.75% Discretionary Increase (75/25)	116,793,500	119,039,400	2,245,900	116,793,500	(2,245,900)	-
7.2% Health 0.9% Dental Insurance	13,336,000	13,627,000	291,000	13,336,000	(291,000)	-
12.5% Additional State Share	18,048,500	18,377,000	328,500	18,048,500	(328,500)	-
Technical Education Priorities	13,967,100	15,200,000	1,232,900	10,967,100	(4,232,900)	(3,000,000)
Growth and Capacity	10,467,100	15,200,000	4,732,900	10,467,100	(4,732,900)	-
Equipment	3,000,000	-	(3,000,000)	-	-	(3,000,000)
Custom Fit	500,000	-	(500,000)	500,000	500,000	-
Degree-granting Priorities	48,586,000	40,557,100	(8,008,900)	40,624,000	66,900	(7,942,000)
Performance	40,000,000	35,000,000	(5,000,000)	35,000,000	-	(5,000,000)
Growth	3,941,000	3,941,000	-	604,000	(3,337,000)	(3,337,000)
Equipment	3,000,000	-	(3,000,000)	-	-	(3,000,000)
Operation and Maintenance	1,625,000	1,616,100	(8,900)	5,020,000	3,403,900	3,395,000
Systemwide	6,250,000	5,050,000	(1,200,000)	-	(5,050,000)	(6,250,000)
Cybersecurity	2,400,000	2,400,000	-	-	(2,400,000)	(2,400,000)
Student Mental Health	2,025,000	1,675,000	(350,000)	-	(1,675,000)	(2,025,000)
Student Wellness Case Managers	975,000	975,000	-	-	(975,000)	(975,000)
Technical Education Vice President at Degree-granting Inst.	850,000	-	(850,000)	-	-	(850,000)
Other	9,200,500	20,127,100	10,926,600	23,276,700	3,149,600	14,076,200
Internal Service Funds (ISF)	5,508,800	5,290,200	(218,600)	5,508,800	218,600	-
Funding Spread Exceptions for Fee Supported Positions	3,691,700	-	(3,691,700)	-	-	(3,691,700)
UBHE Targeted Workforce Development	-	12,000,000	12,000,000	9,000,000	(3,000,000)	9,000,000
USU ASPIRE Institute Electric Vehicle Infrastructure	-	2,071,300	2,071,300	2,100,000	28,700	2,100,000
UT Innovation Lab	-	500,000	500,000	400,000	(100,000)	400,000
SUU Utah Rural Leadership Academy	-	155,600	155,600	155,600	-	155,600
USU Utah Women and Leadership Project	-	110,000	110,000	500,000	390,000	500,000
UBHE Behavioral Health Workforce Initiative	-	-	-	1,167,800	1,167,800	1,167,800
WSU/Utah Rocky Mountain Ctr Pathways	-	-	-	786,300	786,300	786,300
UU Foreign Language Education Amendments	-	-	-	778,900	778,900	778,900
UU High School Based Clinic	-	-	-	750,000	750,000	750,000
UU Center for Medical Cannabis Research	-	-	-	650,000	650,000	650,000
UBHE Prime Pilot Program Amendments	-	-	-	510,500	510,500	510,500
UVU Native American Excellence Opportunity	-	-	-	503,500	503,500	503,500
UBHE First Responder Mental Health Services Program	-	-	-	450,000	450,000	450,000
SUU Shakespeare Reallocation	-	-	-	350,000	350,000	350,000
USU Janet Quinney Lawson Institute for Land, Water, and Air	-	-	-	300,000	300,000	300,000
SLCC Salt Lake Technical College Scholarships	-	-	-	250,000	250,000	250,000
USU Support for Medical and Community Service Interp.	-	-	-	200,000	200,000	200,000
UU Law School Refugee Clinic	-	-	-	200,000	200,000	200,000
SC Rural Technical Training Outreach	-	-	-	175,700	175,700	175,700
USU Uintah Basin Air Quality Research	-	-	-	150,000	150,000	150,000
UBHE Talent Ready Utah Program Modifications	-	-	-	140,000	140,000	140,000
UBHE Higher Ed Governance Amendments	-	-	-	124,800	124,800	124,800
UT Higher Education for Incarcerated Youth Program	-	-	-	65,000	65,000	65,000
SUU Utah Summer Games	-	-	-	45,000	45,000	45,000
UBHE Utah Data Research Center Amendments	-	-	-	44,000	44,000	44,000
UBHE Higher Education Funding Amendments	-	-	-	20,800	20,800	20,800
Utah Medical Education Council	-	-	-	(2,050,000)	(2,050,000)	(2,050,000)
<b>Subtotal - USHE Priority On-going Adjustments</b>	<b>226,161,600</b>	<b>231,977,600</b>	<b>5,816,000</b>	<b>223,045,800</b>	<b>(8,931,800)</b>	<b>(3,115,800)</b>
USHE Budget Priorities Percent Adjustment	15.2%	15.6%	0.4%	15.0%	-0.6%	-0.2%



### 2023-24 Operating Budget Comparison (Tax Funds Only)

Utah System of Higher Education request as compared to the Governor and Legislature

Budget Priorities	USHE	Governor		Legislature		
	Amount	Amount	Above/ (Below) USHE	Amount	Above/ (Below) Gov	Above/ (Below) USHE
<b>One-time Adjustments</b>						
Technical Education Equipment	-	3,000,000	3,000,000	3,000,000	-	3,000,000
Custom Fit	-	500,000	500,000	-	(500,000)	-
Social Media Research	-	500,000	500,000	-	(500,000)	-
Student Mental Health	-	350,000	350,000	-	(350,000)	-
Operation and Maintenance (additional FY23 & FY24 bldgs.)	(11,314,400)	(6,388,900)	4,925,500	(11,314,400)	(4,925,500)	-
Performance Funding - Degree Granting Institutions (FY23)	-	-	-	35,000,000	35,000,000	35,000,000
UBHE Utah Higher Ed Innovation Fund Shift	-	-	-	8,200,000	8,200,000	8,200,000
USU Electric Train Research	-	-	-	6,000,000	6,000,000	6,000,000
UU Long COVID Clinic	-	-	-	5,000,000	5,000,000	5,000,000
UBHE Public Safety Officer Scholarship Program	-	-	-	4,000,000	4,000,000	4,000,000
USU Utah Earthquake Engineering Center	-	-	-	2,500,000	2,500,000	2,500,000
UVU Civic Thought and Leadership Initiative	-	-	-	1,750,000	1,750,000	1,750,000
UVU Native American Excellence Opportunity (FY23)	-	-	-	1,508,700	1,508,700	1,508,700
USU Agriculture and Small Business Innovation/Sustainability	-	-	-	1,110,000	1,110,000	1,110,000
UBHE Behavioral Health Workforce Initiative	-	-	-	931,300	931,300	931,300
SUU Theatrical Equipment	-	-	-	650,000	650,000	650,000
SC Rural Technical Training Outreach (FY23)	-	-	-	324,400	324,400	324,400
SUU Helen Foster Snow Cultural Center	-	-	-	300,000	300,000	300,000
UVU The Herbert Institute	-	-	-	250,000	250,000	250,000
USU Center for the School of the Future	-	-	-	200,000	200,000	200,000
UBHE International Internship Scholarship Pilot Program Fund	-	-	-	200,000	200,000	200,000
UBHE Utah Data Research Center Amendments	-	-	-	175,000	175,000	175,000
UU Family Friendly Workplace Study	-	-	-	125,000	125,000	125,000
UU Women Legislators of Utah History (FY23)	-	-	-	100,000	100,000	100,000
UT Digital Forensics Crime Lab	-	-	-	100,000	100,000	100,000
SUU Southern Utah Museum of Art	-	-	-	100,000	100,000	100,000
SUU Utah Summer Games	-	-	-	100,000	100,000	100,000
WSU/Utah Rocky Mountain Ctr Pathways	-	-	-	50,000	50,000	50,000
Performance Funding	-	-	-	(35,000,000)	(35,000,000)	(35,000,000)
<b>Subtotal - One-time Adjustments</b>	<b>(11,314,400)</b>	<b>(2,038,900)</b>	<b>9,275,500</b>	<b>25,358,000</b>	<b>27,396,900</b>	<b>36,672,400</b>
USHE Budget Priorities Percent Adjustment	-0.8%	-0.1%	0.6%	1.7%	1.8%	2.5%
<b>Total Appropriation (On-going and one-time)</b>	<b>214,847,200</b>	<b>229,938,700</b>	<b>15,091,500</b>	<b>248,403,800</b>	<b>18,465,100</b>	<b>33,556,600</b>
USHE Budget Priorities Percent Adjustment	14.5%	15.5%	1.0%	16.7%	1.2%	2.3%

# U.S. News & World Report 2023 Rankings – Best State in America based on economy and fiscal stability

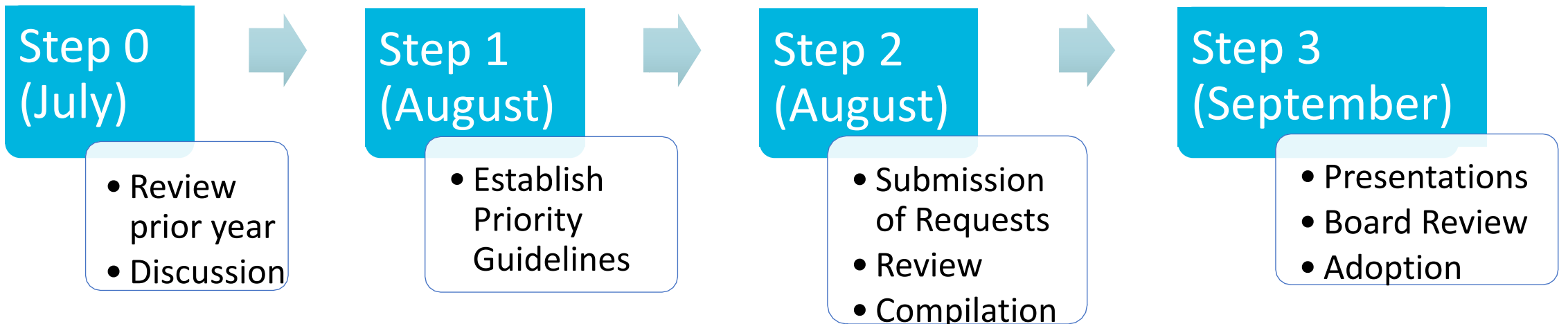
## Utah Rankings

OVERALL RANKINGS	CATEGORY	RANK
 <p>#3 out of 50 in 2021</p>  <p><b>#1</b></p> <p>Overall Rank</p> <p><a href="#">Read our methodology to see how the scores and rankings were calculated.</a></p>	<b>Crime &amp; Corrections</b>	<b>#15</b>
	<b>Economy</b>	<b>#1</b>
	<b>Education</b>	<b>#5</b>
	<b>Fiscal Stability</b>	<b>#1</b>
	<b>Health Care</b>	<b>#7</b>
	<b>Infrastructure</b>	<b>#4</b>
	<b>Natural Environment</b>	<b>#46</b>
	<b>Opportunity</b>	<b>#20</b>

# Utah System of Higher Education (USHE) Budgeting



# USHE Budget Timeline



# FY 2024-25 Budget Development Process Guidelines

Six budget categories:

- Compensation
- Mandatory Increases
- Performance
- Equipment
- Growth Funding
- Board Priorities



# QUESTIONS